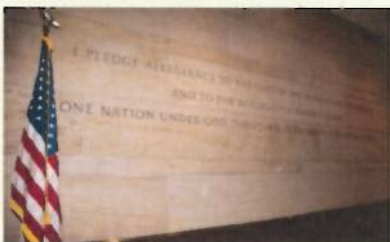


# CAPITOL VISITOR CENTER FLOOR PLAN & MEETING ROOMS

## DIRECTIONS FROM SENATE SUBWAY TUNNEL

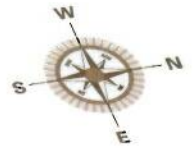
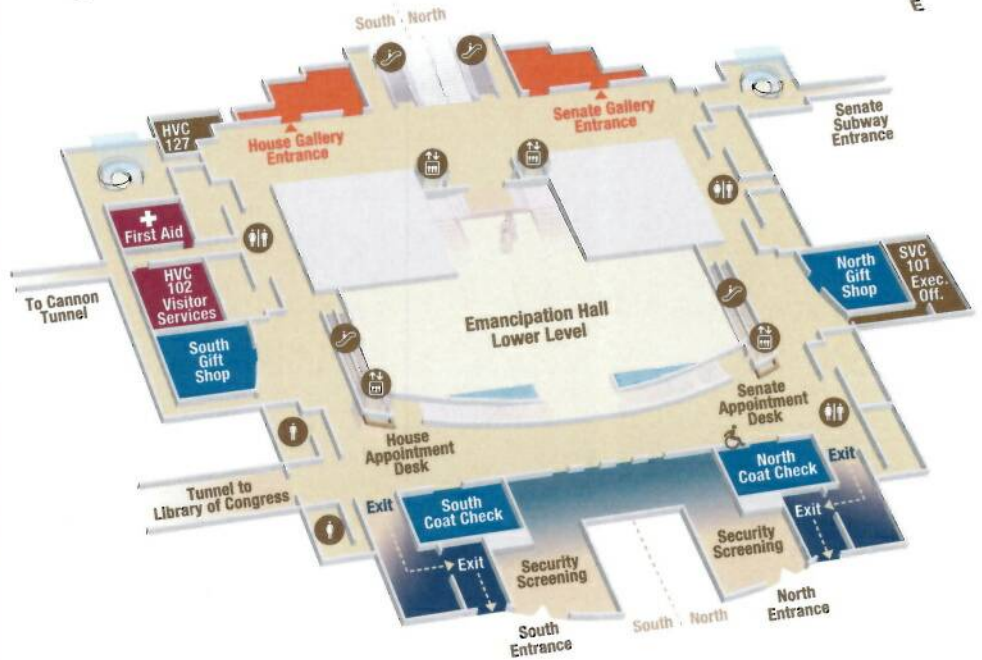
### T0: Congressional Meeting Rooms and Congressional Auditorium

- Upon exiting subway cars, proceed through the first set of doors on the left and into the Capitol Visitor Center. (Do not proceed to the escalator that leads into the Capitol.)
- Continue straight up the ramp, past the Senate Recording Studio on your left. The spiral staircase and skylight will be on your right as you continue straight through the set of bronze doors into the Capitol Visitor Center.
- Turn left immediately and continue down the corridor until you reach an escalator on your right (the Capitol Visitor Center's North Gift Shop will be on your left). Proceed down the escalator to the CVC's lower level.
- Bear left as you exit the escalator, walking past a Senate Appointment Desk and restrooms on your left. Continue straight through the next set of bronze doors. You will now be on a blue carpet. Continue until the end of the corridor and turn right.
- Proceed straight until you reach a central atrium with eight round columns. A large staircase will be on your right. Turn left and proceed down five stairs. A wall with the Pledge of Allegiance engraved in stone will be in front of you. As you approach this wall, turn left or right and into either of the entrances to the Congressional Auditorium.

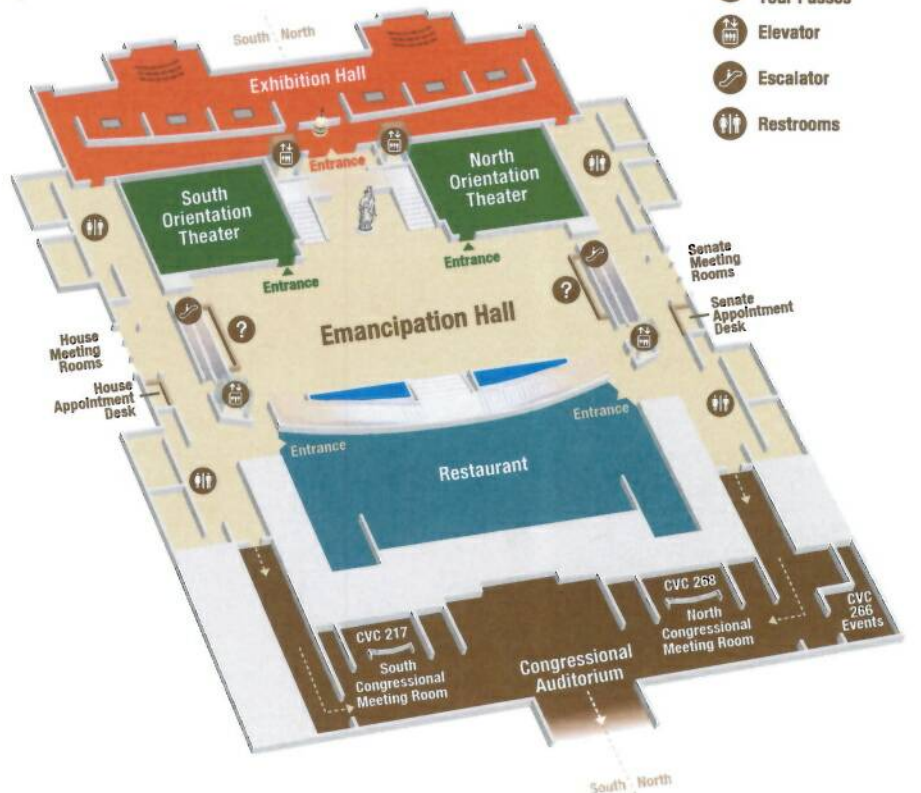


Engraving near the Congressional Auditorium

## Upper Level of the Capitol Visitor Center



## Lower Level of the Capitol Visitor Center



### Legend

- Information Desks / Tour Passes
- Elevator
- Escalator
- Restrooms



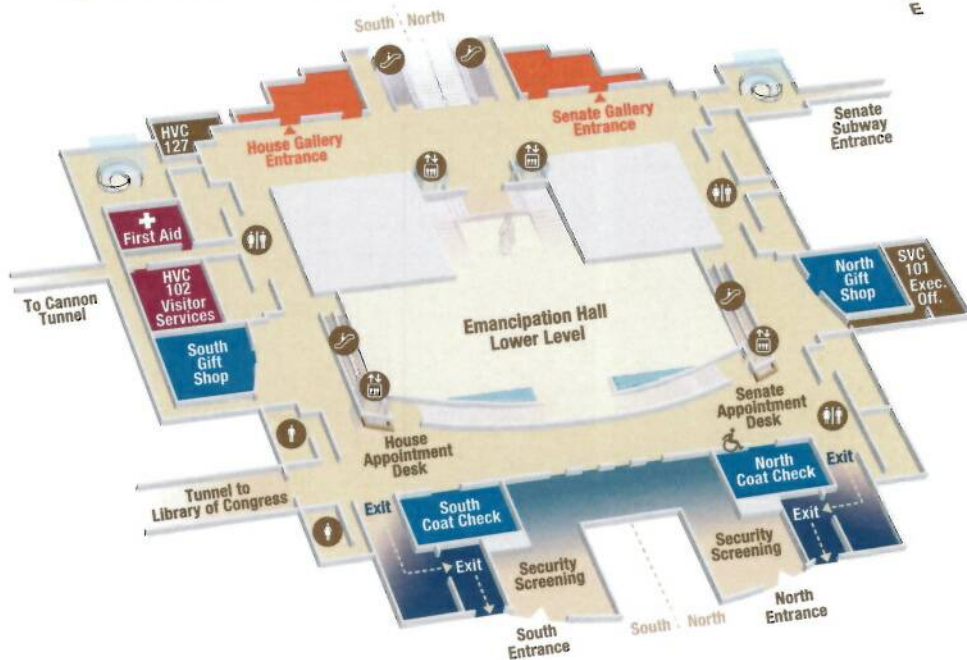
# CAPITOL VISITOR CENTER FLOOR PLAN & MEETING ROOMS

## DIRECTIONS FROM CANNON TUNNEL

### T0: Congressional Meeting Rooms and Congressional Auditorium

- Proceed through the Cannon Tunnel toward the Capitol. Turn right at a 7-foot high information banner that directs you to the Capitol Visitor Center. Proceed down the hallway through bronze doors until the hallway ends. Turn left and walk until you see the spiral staircase and skylight. Turn right before the staircase and continue straight through the set of bronze doors into the Capitol Visitor Center.
- Turn right immediately and continue down the corridor until you reach an escalator on your left (the Capitol Visitor Center's South Gift Shop will be on your right). Proceed down the escalator to the CVC's lower level.
- Bear right as you exit the escalator, walking past a House Appointment Desk and restrooms on your right. Continue straight through the next set of bronze doors. You will now be on a blue carpet. Continue until the end of the corridor and turn left.
- As soon as you turn left, you will see Congressional Meeting Room South on your left.
- To reach Congressional Auditorium, proceed straight past Congressional Meeting Room South until you reach a central atrium with eight round columns. A large staircase will be on your left. Turn right and proceed down five stairs. A wall with the Pledge of Allegiance engraved in stone will be in front of you. As you approach this wall, turn left or right and into either of the entrances to the Congressional Auditorium.
- To reach Congressional Meeting Room North, stay straight past the central atrium with eight round columns. The meeting room will be on your left.

## Upper Level of the Capitol Visitor Center



## Lower Level of the Capitol Visitor Center

